

In Depth Abuse Statistics

Michiel Timmers & Arthur van Kleef

Student Research Presentation 01-07-2009

Class of 2008-2009

Contents

- Current statistics
- Research questions
- Research
- Grading abusive networks
- Findings

Current statistics

The 10 worst spam origin countries (CBL)		IP addresses for that country
1. Brazil	1,398,183	31.852 million
2. India	959,951	18.743 million
3. Russian Federation	682,924	25.635 million
4. Turkey	588,814	10.600 million
5. Poland	488,879	14.066 million
6. Vietnam	339,043	6.711 million
7. China	298,002	204.892 million
8. Italy	229,900	33.117 million
9. United States	223,692	1,479.993 million
10. Ukraine	206,021	5.686 million

Source: <http://cbl.abuseat.org/country.html>

Research questions

- Network vs Abuse
 - Size
 - Setup
 - Use
- Influence NAT appliances

Resources

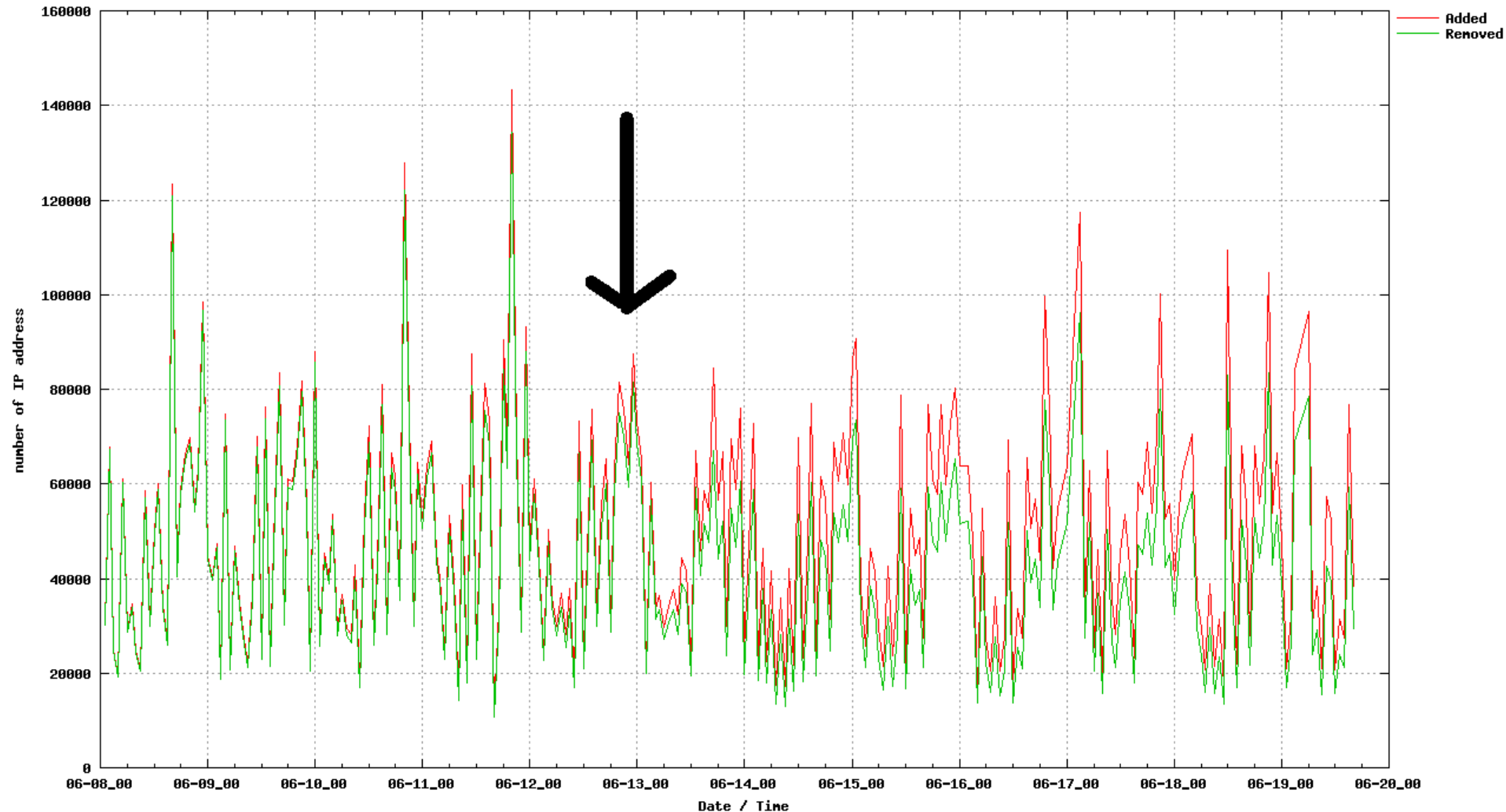
- Composite Blocking List
 - IP addresses
 - Changing
- Team Cymru
 - Prefix
 - AS Number
 - Country
 - RIR

Data Set

- IP Address - 145.100.104.24
- Prefix - 145.100.0.0/15
- Autonomous System Number - 1103
- Country - NL
- RIR - Ripe
- No. times listed - 1
- Timestamps - 09/06/09-12-00 - 10/06/09-08-00

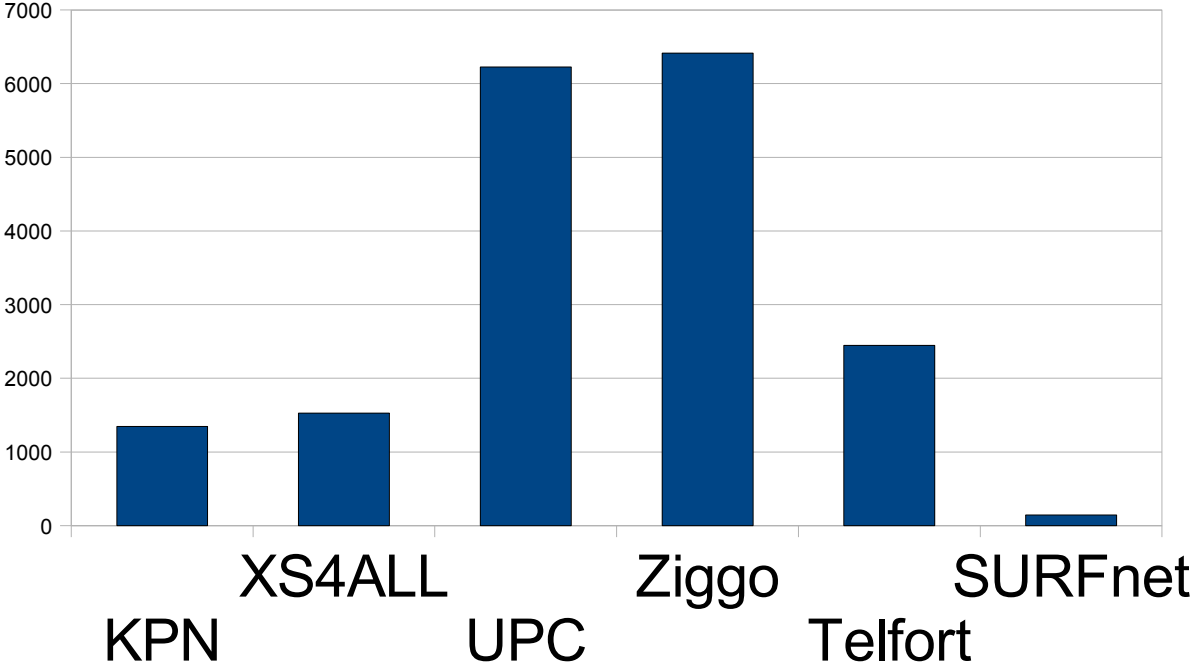
Additions & Removals

Added and Removed IP addresses



In-Depth Abuse Statistics

Dutch ISP's



Dutch ISP's - KPN

- Customer DSL
- Small and Medium-Sized Business
- Limited Abuse Policy

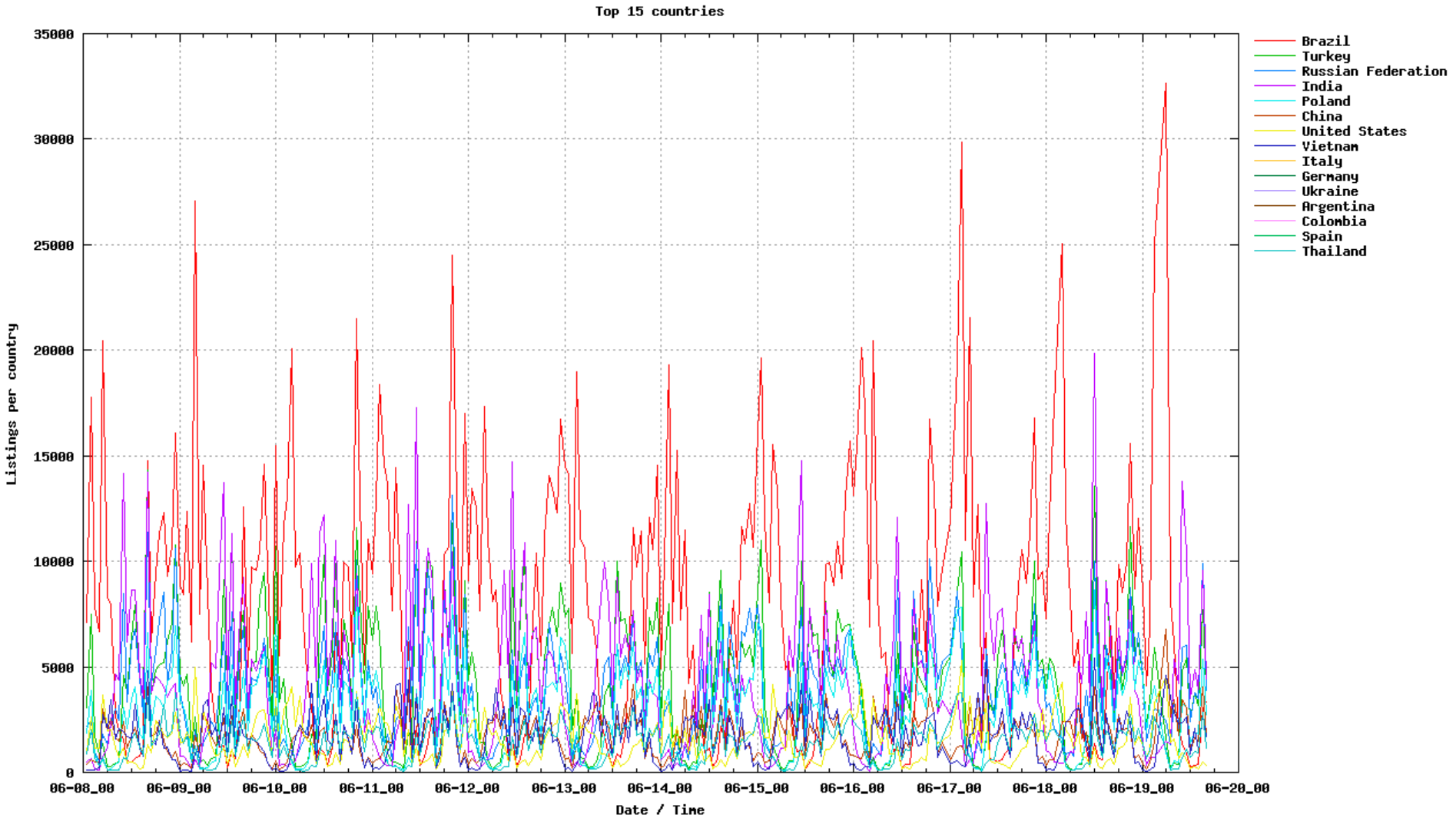
Dutch ISP's - XS4ALL

- Customer DSL
- Small and Medium-Sized Business
- Extensive Abuse Policy

Top 5 Abusing Countries

Number of listings	Country
3,240,425	Brazil
1,820,583	Turkey
1,758,421	Russian Federation
1,708,932	India
1,157,523	Poland

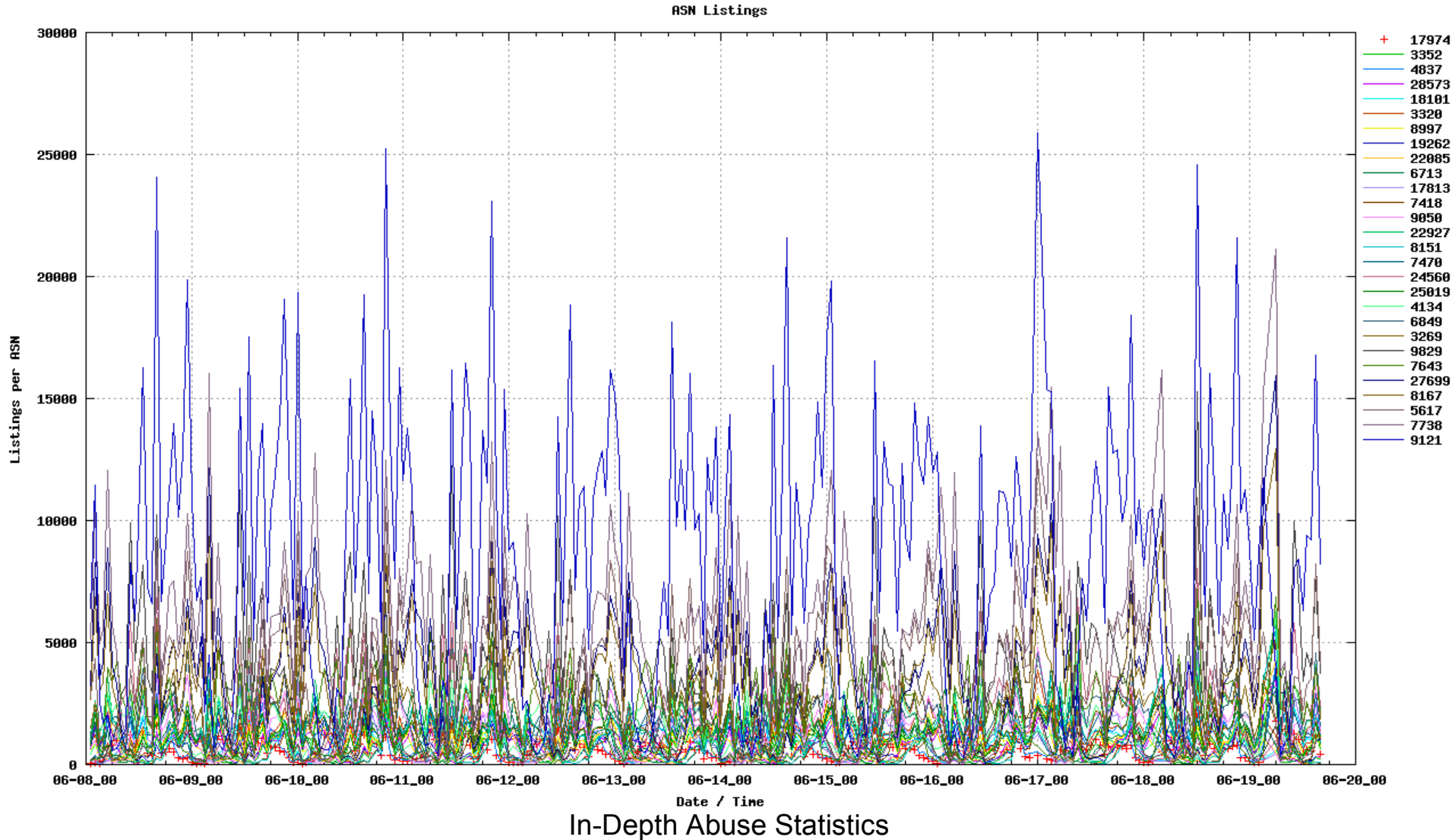
Top Abusing Countries



Top 5 Abusing AS's

Number of listings	Network
1,697,550	TTNET
984,583	Telecomunicacoes da Bahia S.A
754,795	TPNET Polish Telecoms
660,910	TELECOMUNICACOES DE SAO PAULO
613,119	Telecomunicacoes de Santa Catarina

Top Abusing Autonomous Systems



Internet penetration

Country	2006	2007	Growth percentage
India	15,867	21,107	33%
Russian Federation	10,471	12,707	21%
China	72,408	86,757	20%
Mexico	8,624	10,149	18%
Brazil	12,845	14,964	16%
Italy	15,987	18,106	13%
Canada	18,332	20,392	11%
South Korea	24,297	26,350	8%
Japan	51,450	53,670	4%
France	23,712	24,560	4%

Grading abusive networks

Growth checking:

- Track the amount of listing over time

Grading abusive networks

Scoring:

- abuse-index /xx network
- abuse-index ASN
- Number of times the IP has been reported

Further research

- The use of NAT in abuse statistics
- A personal abuse blacklist

Findings

- Broadband penetration
- Abuse policy
- New grading

Thank you.

Questions?